

DISTANCE LEARNING

Preparation for classes



BUDAPESTI MŰSZAKI
ÉS GAZDASÁGTUDOMÁNYI EGYETEM
Építőmérnöki Kar - építőmérnöki képzés 1782 óta

Bence Molnár

2020.03.17.

CONNECTION STEPS

- Open Teams website or you should prefer Teams App if it's installed
 - *For classes, you'll find direct link at educational portal for each class*
- Provide your o365 account name (@edu.bme.hu)
- Login via EduID
- At Teams you will find a blue-purple box where you can connect to virtual class

THIS PAGE MIGHT APPEAR IN A WEB BROWSER

Better to use desktop app,
but you can use web app
or mobile app as well.

Microsoft Teams



Stay better connected with the Teams desktop app

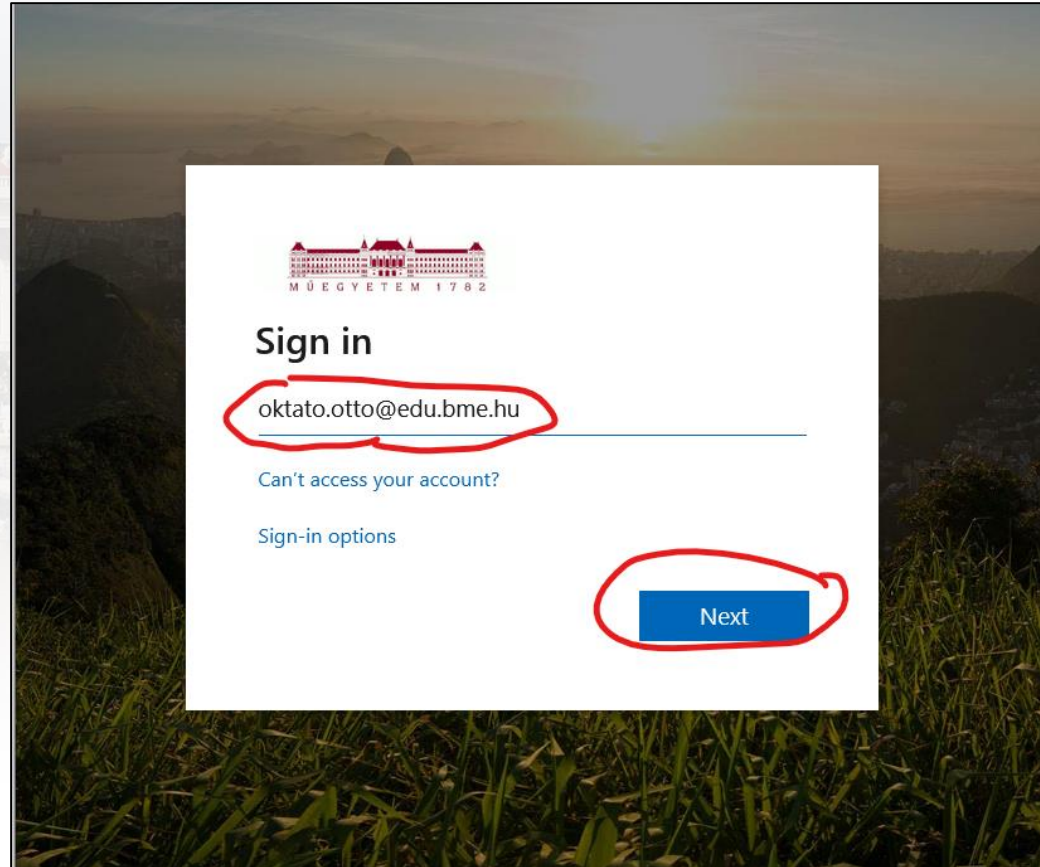
Get the Teams app

Use the web app instead

Already have the Teams app? [Launch it now](#)

[Third-Party Disclosures](#)

Please provide your
edu.bme.hu e-mail
address.



Login via EduID



Budapest University of Technology and Economics
Central Login Page



Login

Authentication requested by: urn:federation:MicrosoftOnline

After successful login the browser will be redirected to the page that requested the authentication.

Username: @bme.hu

Password:

Login

You need your eduID username and password to log in. If you have a user in Neptun, and you have not set your eduID password yet, please [visit this page](#). You can find detailed information about eduID [here](#).

© BME

You can select permanent login.



bmolnar@edu.bme.hu

Stay signed in?

Do this to reduce the number of times you are asked to sign in.

Don't show this again

No

Yes

CODE BASED CLASS SELECTION

BME.HU | EPITO.BME.HU | EDU.EPITO.BME.HU | ARCHIVE.EDU.EPITO.BME.HU | HELP.EPITO.BME.HU magyar (hu) Molnár Bence Attila

BUDAPESTI MŰSZAKI ÉS GAZDASÁGTUDOMÁNYI EGYETEM
Építőmérnöki Kar - építőmérnök képzés 1782 óta

Tantárgyak keresése

KEZDŐOLDAL TANTÁRGYAIM TÉRINFORMATIKAI ADATTÁROLÁS - BMEEFTA-J2 Szerkesztés bekapcsolása

TÁVOKTATÁS / DISTANCE LEARNING

A távoktatásra való felkészülés keretében kérjük az összes felhasználónkat, hogy regisztráljon Office 365 fiókot! Ez ingyenes és a szükséges pár lépésről itt talál

Virtuális előadás
Csatlakozási kód: **kt8xa2r**

O365 regisztráció Feltöltés dátuma: 2020/03/11 16:45

Tantárgyi adatlap

Ez a tartalom nyilvános

Search or t

Activity

Chat

Teams

Assignments

Calendar

Calls

Files

Back

Join or create a team

Create a team

Join a team with a code

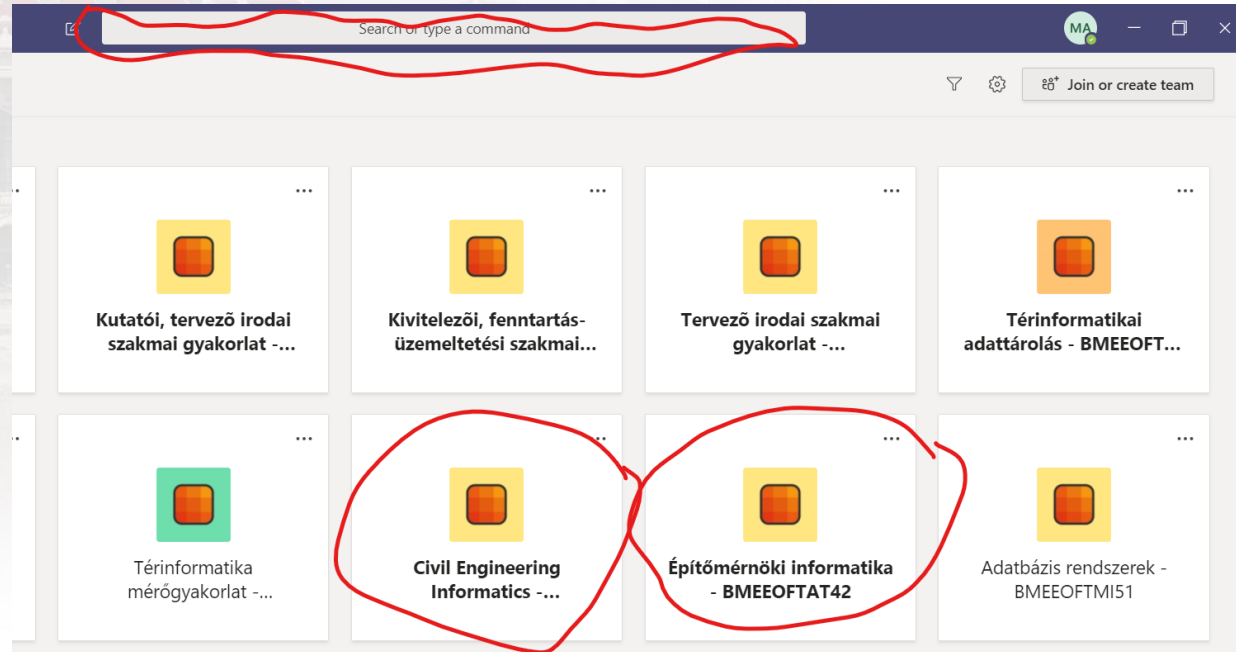
Enter code

Join team

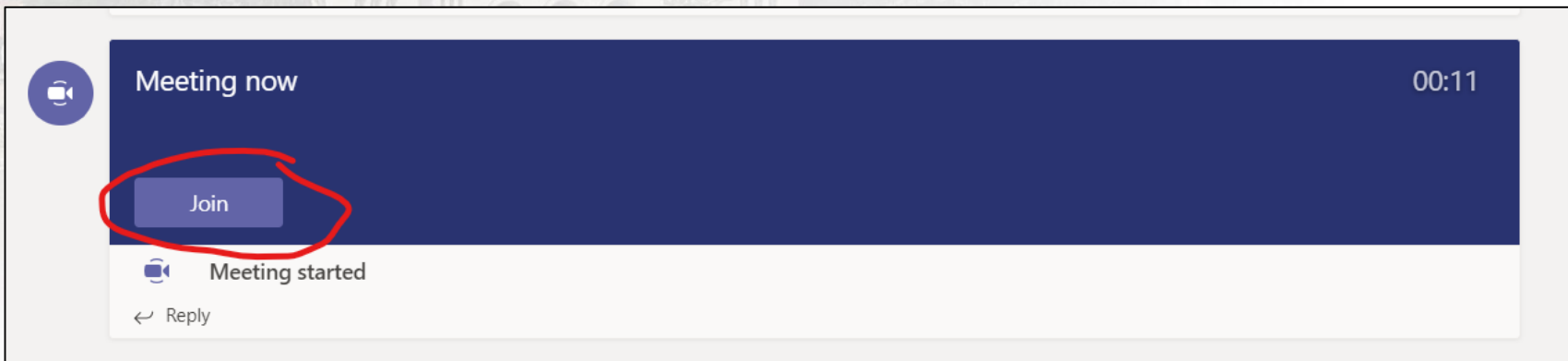
Create team



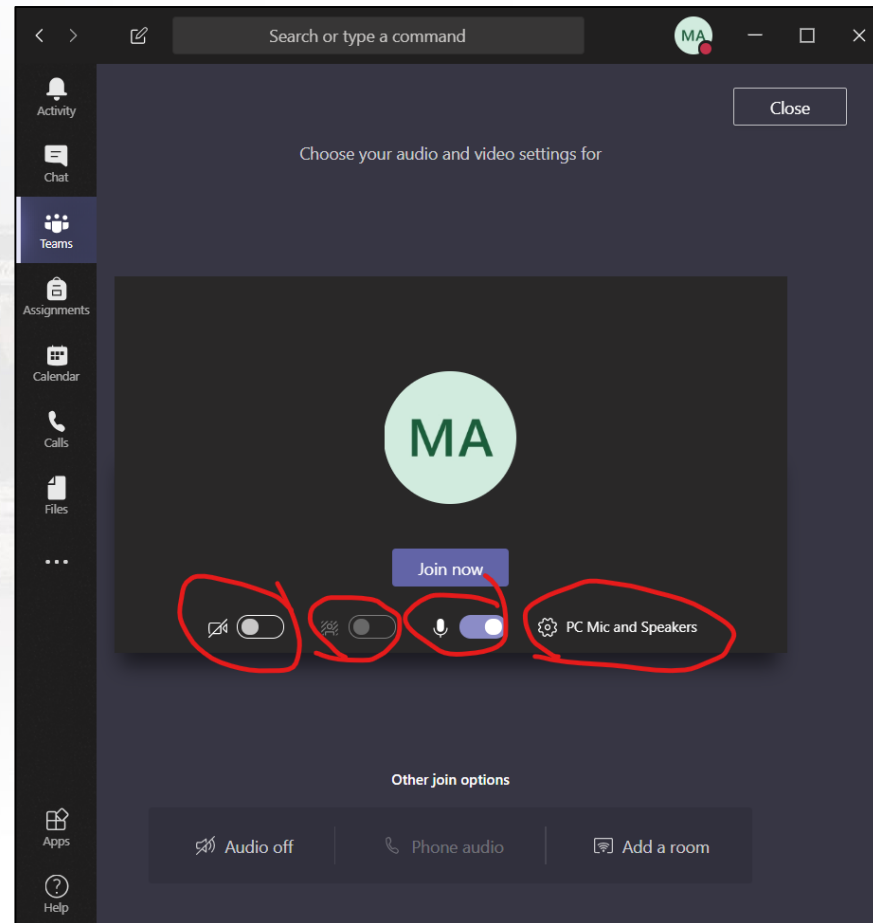
If we not get immediately into the group, you can search by class name and classid



At group chat window, you'll find a box where you can connect to the live class



Prior joining, we can adjust audio and video settings or even adjust device settings



IDEAS AND TIPPS

- Please join with muted microphone
- In case you'd like talk, please provide "I'd like to comment" into chat window
- We recommend to turn your webcam off
- There is an option to blur background if you turn your webcam off

